



ISSUE 20

JULY 2018


the shuttle

devon weavers workshop

www.devonweaversworkshop.org

DWW 2017

A taste of what we got up to!



DIARY DATES

July to December 2018

MEETINGS

BLACKJACK 29

Tuesday 26 September at 11am

COMMITTEE MEETING

Wed 5 Sept 2018 at 11.30 am

AGM 2018

Saturday 24 November 2018
at 12 noon

EXHIBITIONS & EVENTS

BIRDWOOD HOUSE 2018

Mon 3 to Saturday 8 December

HARBOUR HOUSE 2019

Friday 24 to Wednesday 29 May

CONTEMPORARY CRAFT FESTIVAL 2019

Friday 7 to Saturday 9 June

COURSES

For further details or to book a place on a general weaving course please contact Jill Davies

BLOCK WEAVING

(extra course now added)

Tutor - MARGO SELBY

21 - 23 JULY 2018

25 - 27 JULY 2018

£265 non-members, £235
associate members, £210 full
members/trustees

INKLE WEAVING

Tutor - ANNE DIXON

8 - 10 SEPTEMBER 2018

£210 non-members, £189
associate members, £168 full
members/trustees

BEGINNERS COURSE

AUTUMN 2018

Tutor - Jenny Rolfe

29 September - 4 October
£195 (includes materials)

BEGINNERS COURSE

SPRING 2019

Tutor - Jenny Rolfe

16/17, 23/24 Feb & 2/3 March
£195 (includes materials)

For further details or to book a place on a beginners courses contact Jenny Rolfe. Offers of help with these courses are always much appreciated.

NEW COURSES FOR 2019

Two great teachers are returning to the Workshop to deliver courses in 2019.

(Please note - exact dates and course content for both courses are to be confirmed in the autumn.)

LAURA THOMAS

For 3 days over the weekend of 26 to 29 April 2019 Laura Thomas will teach a course: White on White. Her work can be seen at

www.laurathomas.co.uk

www.laurathomaswoventextiles.blogspot.co.uk/

JASON COLLINGWOOD

For 3 days over the weekend of 1 to 4 November 2019 Jason Collingwood will be teaching a rug weaving course particularly aimed at those new to rug weaving - probably Plain Weave.

<https://collingwood-designs.com/>

Booking forms for members will be available sometime in September.

Jill Davies

SILK WEAVING WITH INLAY

with Sue Hiley Harris

This course provided both basic instructions on weaving with silk and inspirational ideas for embellishing it.

Sue Hiley Harris has extensive experience of silk weaving which she generously shared with us. Before the start of the course, Sue provided instructions on making a warp in either 20/2 or 30/2 silk and she suggested the best reed and sett to use for the chosen weight.


Then, on the first day of the course she demonstrated her preferred method of winding on the warp. This practical advice was useful for everyone whether new to silk weaving or experienced. Once we began weaving she advised a soft beat on a closed shed. This was to produce a loose weft to give the woven silk a soft drape.




There were a variety of inlay techniques demonstrated and the display of Sue's stunning woven pieces provided examples of these. We were shown the clasped weft technique that Sue uses to enable a section of the weft to be cut away so that a woven piece can begin or end in a point or angle.

Sue demonstrated a basic tabby inlay where the inlay yarn is put into the same shed as the ground weft; she showed us several others including an inlay using dukagang and one using a 3/1 twill. We learned how to inlay straight lines, how to turn corners to create squares and how to create 'eyeball' shapes.

On the final day we watched Sue 'whip' the tassels on her sample piece to create an elegant fringe and we were given further practical advice in a demonstration of wet finishing for silk.

Mary Hildyard





Photos: Mary Hildyard

Remember Winter.....?!

QUESTION

What do you do when your boiler breaks down during the coldest 10 days of the year?

ANSWER

Sit around an electric fire? find a friend to visit for coffee, but not outstaying your welcome ? or go to a café or hotel for coffee, or maybe lunch! AS WELL!!!!

QUESTION

What do you do when the plumber takes over your kitchen for 2 full days and you need to stay in?

ANSWER

Go to your workroom, dig out those swatches, mistakes (plenty of those), ends of the weaving etc. and make something out of them.

ACTION

The loom has already done its work, so out with the overlocker, sewing machine, knitting



machine and iron. In with the kettle, milk, coffee, biscuits and of course a heater.

OUTCOME

GREAT RESULTS! And so satisfying.....

Christine Morey



I had a similar experience to Chris - I was snowed in on the moor for several days in March. I had always promised myself I would one day use up all my bits of off-white yarn and make a blanket out of them. So I did...I christened it 'Cabin Fever' and to my surprise, despite being made up of a mixture of very different yarns and thicknesses, it washed well and drapes quite nicely.

Kay Balmforth



WEAVING FESTIVAL

Jyderup, Denmark 9 - 10 June 2018

Ever tried carrying 9 rugs on a flight from Heathrow to Denmark, a metro into the city, followed by a train to a small town west of Copenhagen for an exhibition? Well, I advise against it. It is jolly hard work, although very good for personal weight loss.

I was one of three UK weavers invited to exhibit in 'Handmade UK', for 2 days, as part of a longer weaving festival, focusing on 'Scandinavian Weaves'. The event was organised by the 'Weavers Hus', an active and very talented group of weavers based in Jyderup, Denmark. Jyderup is approximately an hour and a half train ride from Copenhagen. Madeleine Jude from London, a superb weaver and maker of blankets, cushions and throws in Dubbelbinding, and Joan Baxter a top tapestry weaver from Scotland, were the other two weavers invited to exhibit. Joan also ran a tapestry weaving course following the exhibition.

We set up on the Thursday evening, working well into the early hours, with experts on hand to advise on the layout and provide props and do lots of sawing, hammering and furniture removing. The result was lovely – the 'less is more' really showing off our work to its best. The space comprised a beautiful series of rooms in a C19 century old school overlooking a large lake and gardens. The sun shone, the crowds came and it was an exhausting two days of chatting about our work to, what turned out to be, mainly expert textile practitioners or researchers from the Scandinavian textile world.

We were lucky enough to be able to explore the rest of the festival during our stay – 4 other smaller exhibitions in the town and a larger festival site connected by shuttle bus, where there were talks, debates, short courses, music and market stalls.

And, at the end of the exhibition, it was just the simple matter of getting all the rugs back to the UK. A long, painful story, for another time.

Now, do have a look at the beautiful work of Madeleine and Joan: www.madeleinejude.co.uk www.joanbaxter.com

Further info about the festival can be found at:

<https://vaevernes-hus.dk/wp-content/uploads/2018/05/Programme-2018.pdf>

<https://vaevernes-hus.dk/wp-content/uploads/2018/05/Flyer-English.pdf>

Colleen Pope



Top: The dreaded rug trolley

Above: Detail of triptych by Joan Baxter

Below: Detail of one of Colleen's rugs on display



MARGO'S COURSES

July 2018



Course One - 21 to 23 July 2018

We were a mix of Workshop members and visitors signed up to do a mix of block weave, double weave and Lampas weaving. Margo gave us notes for each structure, showed us samples of her own work using each structure and asked us to introduce ourselves and say something about our weaving experience. She then suggested we get started with her handout to guide us.


Margo advised weaving at least 6" samples with at least one repeat, even if we didn't like what we first did, we should commit to it, do repeats and we might be surprised! Her experience is that any design, once put in repeat becomes more professional and begins to look like a planned cloth. She also advised that we should look after our samples, as they could feed our weaving ideas in the future. She had brought some of her sample books from her college days with her and it was fascinating to see how well she has looked after her samples and how her ideas develop.



Margo looked at what each weaver was doing and made suggestions about what to do next - changing weft colour, texture or weight as well as lifting plan changes. I found it really useful to see others working with the same structure as me approaching it very differently. It was also great to see different structures and how much can be achieved.

Margo was a relaxed helpful tutor, and very quickly the group gelled and everyone was learning from each other. Having 3 days was really useful too as there was so much to think about! And now, so much to play with, to digest some of the learning! One of the participants suggested we have a group on Cluster to enable us share photo's of our samples which is proving useful too!

Margaret Cushen



Photos: Sarah Craig

Course Two - 25 to 27 July 2018

I had an enjoyable, informative three days on the second Margo Selby course. As always Margo was a delight with her easy style allowing us to take our weaving and designing forward individually.

There were four members of the Workshop and eight visitors. The structure chosen by most participants was Lampas, but there were a couple of looms warped as double weave and for those that wanted it some tuition on blocks. Margo studied both Lampas and Seersucker in Paris at ANAT and uses the Lampas structure to weave her art works.

Having been sent basic instructions on what kind of warp was needed, it was up to each participant to decide what fibre to use its' colour and width. The only design restriction was the number of shafts available, (in most cases eight). For those doing Lampas two shafts are needed to be allocated to the tie down threads leaving six shafts or 3 blocks to design with. Jacqueline and Sarah (who was on the earlier course) shared the workshop Megado so had more blocks available.

We were given advice about the sett depending on whether or not we were using a second warp beam, but again this differed and we were able to observe the different weft coverage and the feel of the fabrics produced.

Margo taught in small groups and singly. We had individual tutorials at the loom on technique and design, with Margo encouraging us to explore colour and repeating designs, making samples of five to six inches long to allow us to best evaluate our work. She generously shared her samples, willing to tell us how she achieved the designs, and brought along a range of different yarns for us to use in our samples.

The three days went very quickly with everyone expressing a desire for a further Margo course. Margo's colour design rule, in each piece use -

- Something light • Something dark
- Something bright • Something muted

Gail Bryant



Photos: Mary Hildyard

BITS & BOBS 2018

SATURDAY OPENINGS

Our efforts to get the Workshop used regularly at weekends are proving to be increasingly popular.

There will be an experienced weaver on hand to give any help or support needed - or members are very welcome to drop in to weave or for a cuppa and a chat. The Workshop will usually be open from 10am until 4pm, but if you intend to come later in the day please ring the Workshop to check if anyone is still there.

DATES FOR LATE SUMMER 2018

Saturday 28 July - Ann H

Saturday 1 September - Gail

Saturday 8 September - CLOSED

Saturday 15 September - Sareela

Saturday 22 September - Janet

Saturday 29 September - CLOSED

Saturday 6 October - Jacqueline J

Saturday 13 October - Kay

Saturday 20 October - Margaret C

HARBOUR HOUSE

Our application to hold a third DWW exhibition at Harbour House in Kingsbridge has been successful. It will run from the 24 to 29 May 2019 and is quite a large venue with lots of wall space, great for rugs and larger items as well as scarves and cushions etc. Time to start planning your weaving for this event as we'll need a lot of work to fill the space!

TRIP TO LONDON

We are planning a DWW trip to London on Wednesday 21 November to visit the Anni Albers exhibition at Tate Modern. Details will be circulated to all members shortly.

WHAT NEXT? BOOK


The DWW 'What Next?' book of weaving ideas, with making instructions, has been reprinted. It is now in the Workshop and can be purchased for £5 per copy.

HONORARY MEMBER

Our congratulations to Rita Gibbins who has recently been made an honorary member in recognition of the solid support she has given the Workshop since its beginning. Thank you Rita!

AGM SPEAKER

The speaker at this year's AGM will be Dawn Willey from Handweavers Studio & Gallery in London.



RHS GARDEN ROSEMOOR



DWW escapes to North Devon.....

The Workshop was invited by RHS Garden Rosemoor to join its fifth Wilderness Weekend in April 2018. The idea behind the event is to encourage visitors in friendly fun ways to discover the choices they have to make a gentler, personal impact on the environment.

We had a display stand plus a loom available for people to 'have-a-go' at weaving - it was well used. There was a lot of interest in the Workshop and most people we spoke to were from North Devon and had no idea we existed!

As a PR exercise it was very useful and our special thanks go to Gail, Paula and Marageret C who stewarded and took it all down and brought it all back.

Kay & Sareela



CONTEMPORARY CRAFT FESTIVAL

8 to 11 June 2018



The theme in the Children's Tent this year was Devon's historical association with the sea. We concentrated the display on flags, but a few pirates and skull and crossbones crept in too! It was hard work as usual - immense thanks go to those of you who braved it yet again this year (you know who you are).

CCF is a prestigious event by any standard and it gives the Workshop the chance to put something back into the local community and inspire and inform young children through weaving.

It was beautiful weather this year and those who helped to steward also had the opportunity to have a look around the amazing display of work from a huge variety of crafts. DWW sold more this year than ever before, with the 20% commission from sales significantly helping with the cost of the DWW stand.

Kay & Sareela

A VISIT TO A NEW STUDIO

January 2018



which he impressively rigged up with shaft-switching levers across the whole width (Peter Collingwood's system providing guidance here!), enabling him to create an infinite number of designs with just a 4-shaft blockweave threading.


His loom is situated in a wonderful 'new' studio, packed floor to ceiling with colourful rug wool and set in an old boat yard with other small artists' spaces and a 'drop in' café, alongside the River Tamar and all just metres from his home in Calstock. How lovely is that!

After a tour of the studio and short stroll along the riverbank we were treated to a delicious lunch and were able to discuss his plans for his rugs and share weaving ideas.

On a cold and bright Thursday in January, five weavers from the Workshop set off on a trip over the Tamar to visit Mark Cullen, one of our longstanding associate weavers, who lives in the village of Calstock, near Tavistock (thank-you-not Google maps). Now retired from GP practice, Mark spends most of his time weaving large colourful abstract rugs between periods of adventurous travelling in a camper van, with his wife, Nancy.

Mark is a member of the Devon Guild of Craftsmen and in 2017 exhibited four of his rugs at Riverside Mill in Bovey Tracey. Each rug is unique, usually revolving around 'nature' or 'landscape' themes, such as trees, birds or mountains. He uses three contrasting weft colours which blend together on each shuttle for each pass to help construct his lively designs.

He has mastered 'shaft-switching' and now uses this in all his rugs. At the end of 2017 he purchased a new and very wide Glimakra loom,





It was a lovely trip and a pleasure to see how one of our weavers has set about developing his weaving ambition and we look forward to seeing more of his rugs at Riverside Mill and elsewhere in 2018.

Thanks Mark!

Colleen, Ann, Jackie, Chris and Lisa.

Colleen Pope



Photos: Colleen & Chris

NEW WEBSITE & new logo

Our brand new DWW website is now up and running - do take a look at it if you haven't already done so.

www.devonweaversworkshop.org

We've tried to include the full history of all past courses run at DWW over the years and there are some interesting photographs to see.

DEVON
Ww **eavers**
WORKSHOP

We also took the opportunity to update the Devon Weavers Workshop logo and the new version will gradually be appearing on our publicity material and graphics in the months ahead.

Some members have already taken the opportunity to have their own page on the site. If you'd like one of your own please ask a committee member - it simply takes a few words and some photographs of your work to get started.



devon weavers workshop

www.devonweaversworkshop.org

TRUSTEES & COMMITTEE 2018

(Trustees marked with an asterisk)

Chairman	<i>Ann Holl*</i>
Intermediate & Advanced Courses	<i>Jill Davies*</i>
Secretary	<i>Anne Bulleid*</i>
Treasurer	<i>Colleen Pope*</i>
Beginners Courses	<i>Jenny Rolfe*</i>
Newsletters & Website	<i>Kay Balmforth*</i>
Membership Secretary	<i>Jacqueline Jones</i>
Equipment	<i>Janet Thomas*</i>
Library	<i>Sareela Salter*</i>
SW Area Coordinator	
& Health & Safety Officer	<i>Gail Bryant</i>
	<i>Rosemary Durant*</i>
	<i>Margaret Cushen</i>

8 COOMBE PARK, ASHPRINGTON, TOTNES TQ9 7DY

Registered Charity No. 1108423