



ISSUE 23

OCTOBER 2020

*the shuttle*

*devon weavers workshop*  
[www.devonweaversworkshop.org](http://www.devonweaversworkshop.org)



Good news! South Hams District Council have awarded DWW a second Discretionary Business Support Grant of £2,500. This has improved our finances and helped to alleviate some of the loss of income we

have experienced due to the cancellation of so many courses.

We continue to use the Workshop within the social distancing rules. If you would like to get in to borrow some books or the latest copies of the *Journal*, *VAV* or *Handwoven* magazines from the library to spark some inspiration for your weaving or to book a loom, do please contact Ann Holl or me, Margaret Cushen to book a session.

We are delighted to now be able to plan our Christmas Exhibition at Birdwood House - Monday 30 November to Saturday 5 December - a small slice of ordinary life!

*Margaret Cushen*

## MEETINGS & EVENTS 2020/1

### MEETINGS

#### BLACKJACK 32, 33 & 34

March 2021 - date to come

#### COMMITTEE MEETING

Monday 9 November at 2pm  
(probably via Zoom)

#### AGM 2020

Postponed, date to come

### EXHIBITIONS & EVENTS

#### CONTEMPORARY CRAFT FESTIVAL 2021

11 - 13 June 2021

#### BIRDWOOD HOUSE 2020

Monday 30 November to  
Saturday 5 December 2020



*Birdwood House, December 2019*

# NEWS IN BRIEF

## BIRDWOOD HOUSE 2020

We are delighted to announce that our annual DWW Christmas Exhibition at Birdwood House, Totnes will be going ahead as planned from Monday 30 November to Saturday 5 December. All members are invited to submit handwoven and handspun items for display and sale, details to follow.

## 2020 COURSES....

*....what happened to them?*

Fortunately, we were able to postpone the Laura Thomas and Margo Selby courses until 2021. All three courses are fully booked. We will decide in November whether Laura's course (currently scheduled for January) is feasible and if not, will also be exploring options of running the course online or a further postponement. Sadly, we had to cancel Veinika Vāstrik's rug course. Happily, we have Jason Collingwood booked to teach in 2021. We will not be advertising this course until we know it is a realistic possibility. So, fingers crossed for 2021.....

*Jill Davies*

## USING THE WORKSHOP

In these challenging times it's great to see the Workshop being used regularly again - both carefully and thoughtfully. We now have a table just inside the door on which are instructions to weavers for using the space safely. Hand sanitiser, gloves, sanitising wipes, face masks and a hand-held thermometer are there for members use. Please also make sure you sign in the book on the table when you arrive.

Kitchen roll is available for hand drying/drying up and we ask that you take any rubbish home with you - bin liners for this purpose are provided. The usual range of coffee/teas etc is available in the cupboard above the sink. Milk and biscuits are now back on a regular basis.

## DWW AGM

We are postponing this year's AGM until March 2021. DWW's financial year ends on 31st October, which is why we normally meet for the AGM in November. Covid has made this difficult this year so we will announce another date in due course. We hope that if we cannot meet together we will be able to meet virtually because we are upgrading to superfast broadband at the Workshop.

## FASTER BROADBAND

The Workshop is being connected to superfast broadband sometime during October. With any luck the telephone should work again too!

## DWW ONLINE SHOP

As selling opportunities have been few and far between this year we have been putting together a new online shop from which members can sell their work. Take a look.....

[www.devonweaversworkshop.org/shop](http://www.devonweaversworkshop.org/shop)

If you have woven or spun something you would like us to add, please contact Kay.



# BLACK JACK!

*Have you ever felt you want to weave but can't think what to make? Your sofa is full of cushions, drawer full of scarves, no wall space left for wall hangings and tea towels climbing out of the drawers! I know that feeling so well. This is the time to start PLAYING on your loom.*

I'm sure most of you have heard members talking about the Blackjack Weaving Group. We are a group of members that play on the loom with no pressure to make a finished product. We meet twice a year at the Workshop, so have plenty of time to play.

*How this works:* We are dealt with three 'weaving' cards. My cards for the sample above right were:

**BRIGHT COLORS ON A WHITE BACKGROUND** •  
**INCLUDE DARNING** • **INCLUDE STRIPES**


You have a choice to change one card (or you can negotiate to change more, we're not very strict). If anyone is stuck for ideas of what or how to proceed, we have a chat and share ideas. It's all very friendly and good fun. Then.... **PLAY** .... and enjoy. Some samples work, some don't but you learn a lot.

When you've finished your sample(s) write down the details of the yarns used, one repeat of threading and treadling, how many ends per inch (cm) and what size reed was used. You can add as much information as you like - it will be mounted and saved in our BJ files.

My sample here is double weave. I used linen and tencel yarns in both warp and weft and the darns are basket weave. I washed the sample by hand in hot water. I'm pleased with the sample, but if I was to make this into a finished product I would use a floating selvedge.

When you next go to the Workshop, have a look at the BJ files and get inspired - and join us!

*Mirja Woollard*




*Above: Mirja's sample Below: Sareela's sample  
- Choose colours from a flower: Include ribbon:  
Crammed and spaced in the reed*





# WEAVERS, LOOMS & STAYING HOME

And so it goes on...thank goodness we have weaving to cheer us up and keep us going! Here follows 'Part Two' of what some of us have been getting up to at home during these strange times. Many thanks to all contributors.



**Mary** - Now in Devon where my sewing machine resides I have done a bit of stitching. Several years ago I did a Rep Weaving course with Rosalie Nielsen at Convergence. I have several samples from the course in blues, greens and purple that were just the right size for making small bags when folded. I wasn't sure how to put a zipped lining in them and made several false starts before trying You Tube. Despite the rasping voice and bright red fingernails, the instructor was brilliant. My first try has a few small errors but I am pleased with the finish on my second one.



**Janet** - I've been working on some tea towels using up some of my stash.



**Colleen** - The sad loom waiting for its next project....

**Rosemary D** - I am still busy working on the Marudai, spinning and planning weaving projects. On the Marudai, I am making a kimono tie for my granddaughter, yards of it. This is 10/2 cotton with a bit of sparkle thrown in. It takes for ever (*below*).

I've spun about half the fibre for a scarf, on my magic spinner. When I was younger I would shudder at using one of these, but it has saved my sanity. I have the foot pedal on the table beside me, and use my hand instead of my foot. One could easily spin in bed if one felt inclined! The green/blue yarn (Corriedale) is slowly growing into a big shawl for me (*right*).


The fleece I thought screamed 'scarf' is half spun (*below left*). It is Welsh cross/ Blue Faced Leicester - fibres all from 'Hilltop Cloud'. I've also spun some green merino/ silk which again I am planning for weaving.



**Anne B** - I am experimenting with a structure woven in rag that is in VAV magazine; but I am using wool and jute!









**Sareela** - I wove this bag (*top left*) for my neighbour. It includes some Noro paper yarn which I found in a charity shop.




The log cabin scarf (*above*) is woven in Tencel. I've been busily using up yarns from my stash during the past few months.

(*left*) I've enjoyed weaving several deflected doubleweave scarves and now have a bunch of Christmas presents at the ready.



**Jane U** - The scarf above was made with handspun Zwartbles and black Alpaca and the red was Laycock's Lambswool singles. The other pattern is from the *4 Shaft Pattern Book* from the DWW library, using the same yarn.


The photos on the right are all Monks Belt, taken from the *Kendal Pattern Book*. I used Rennie Lambswool as the main threads with other yarns mixed in.





**Gail** - (above) This shows some wool Jagger silk that I had intended weaving into a shawl, but I couldn't maintain the tension so ended up cutting it off and will probably make cushions.

The second bright piece (*right*) is an old beach wrap of my daughter's that was beyond mending. The only yarn I had in colours that worked for the warp was some quite pricey silk, but hey our children are worth it. I cut each strip of fabric row by row about a cm wide and placed them by hand so I could control the pattern. I pushed the cloth into place with the beater and fixed it by putting a row of thin bright orange cotton tabby between the fabric rows. I used the same orange at the edges. I am intending to make it into a small cushion for her. A bit of nonsense really - a bit like a rag rug, effective with the bright colours.



**Margaret C** - This is my second attempt at Rosemary Durant & Jacqueline Jones' fibonacci scarf from the DWW *What next...* book. I have a third similar warp on my loom at home and am playing with how changing the starting colour in the warp will change the finished article.






**Chris M** - The design on the left was taken from Pinterest. I am weaving it in 2/16 cotton from William Hall collection, I loved the colours!



This is my first attempt at tapestry weaving (*left*) and I enjoyed making it in LOCKDOWN. I made it with scraps of wool and with the high winds in March collected loads of driftwood. Design taken from Pinterest.



**Ann H** - (*left*) This is my piece for the DWW Colour Challenge 2020 woven on my Octado dobby loom at home. I used one of the pages from Sareela's calendar for inspiration.





**Yvonne** - (*right*) I still haven't actually done any weaving, but I am 3/4 of the way through making a warping mill - which I am hoping will work when it is finished. I finally started clearing other stuff and I realised some bits and pieces I had might just make a mill.....



**Jacqueline H** - (above) My 8 shaft Louët David dressed with a 2/25nm silk warp and 2/16nm Bamboo in Periwinkle. The pattern draft is from Strickler No. 396: (left) deflected doubleweave on the loom.

**Val** - Here are some photos of my recent weaving projects. I am clearly having a black and white phase! Both the scarves below are made from Knoll merino lambswool. I have just started a black and grey double weave scarf to continue the theme (*right*).







**Jill D** - Above is my hand towel for the DWW colour challenge. Woven in 16/2s and 8/2s unmercerised cotton using a Dukagång (Summer & Winter) structure (from the *8 Shaft Pattern Book*). I wove two towels, one using colours in similar proportions to the picture (*above*) and the other a more conventional design with symmetrical bands of colour at each end.



(*right*) I have this on the loom at the moment. My loom is a 12 shaft Louët Spring which I am very happy with although for this project I would have liked it to be a little wider than its 90cm weaving width. I am weaving a replacement throw for one of my daughters at her request as the original had an unhappy washing experience. I am using 6/2s lambswool which I got from J. C. Rennie Yarns (Scotland), sett at 10 epi. The structure is a plaited twill (also from the *8 Shaft Pattern Book*).



**Kay** - I've been playing with doubleweave again (*left*). It's surprising what you can do with 8 shafts and 3 colours of 16/2s cotton. Having done quite a bit of turned taqueté using cotton I decided to try using Knoll merino lambswool for a change (*above*). After a fairly hot wash it makes a very soft fabric, ideal for a winter scarf.





## *New books for the DWW Library*

We have recently bought a Louët 40 loom for the Workshop from Mirja, who very kindly also included a lovely selection of books for us, some of which are in the picture above. Never has borrowing books from our library seemed such a good idea....staying in, long dark evenings, inspiration..... Please make use of it and let Sareela know of any books you would like to see in there which we don't have already.

## *DON'T FORGET THE DWW CHALLENGE 2020!*

Some of you have already set to work on your pieces for the DWW Challenge. This year the idea is we choose a source of inspiration, maybe a picture, flower, photograph - and use it to help in designing whatever it is we plan to make....anything you fancy - a tea towel, scarf, bag, tea cosy, waistcoat, cushion, rug, greeting card, tapestry. Great fun can be had - it imposes some limitations, but not too many.

In early 2021 we hope to have a display in the Workshop of everything produced, together with any reference material used.



If

If you can wind a warp  
And never miss the cross,  
If you can thread the heddles one by one  
And never suffer loss,  
If you can reed the threads  
And never miss a dent,  
And smilingly repeat your pattern  
And never once resent  
An interruption or a muttered curse  
From workers by your side,  
If you can start to weave  
And find the threads you thought were tied  
Are loose; if you can cheerfully retrace  
Your steps and do it all again,  
Then call yourself a weaver, friend;  
Your patience has no end.

*Mabel E Fells - Ontario, Canada*

## AGWSD SOUTH WEST AREA

*We were asked to supply a piece to the AGWSD SW Area describing how we had coped during lockdown and beyond. Our secretary Anne B sent this reply -*

Devon Weavers Workshop, like many others, did close down during the spring, but come summer and the opportunity to open up we have been using the Workshop again. Albeit with stringent rules on numbers, social distancing and cleaning etc.

This has meant that some members have been able to go back to meeting on a weekly basis; and what is more that we have been able to offer support to our newer weavers through one to one guidance on our Louët looms. We have also shared and celebrated the weaving done at home through The Shuttle, our newsletter. We too have had no exhibitions or selling events, but we do have a members' section on our website ([devon-weaversworkshop.org](http://devon-weaversworkshop.org)) and have just opened an online shop.

The trustees have met very regularly via Zoom to keep an eye on the situation and to try to prepare for what might be possible in coming months. All our courses are on hold, but we are hoping that we can offer something virtual in the spring of 2021 if not in person.

## WORLD TEXTILE DAY

On receiving the flier for the World Textile Day at Salford I thought "Well that sounds good and it's not too far away, perhaps we could go". As we drove the 60 minute trip, my husband Owen asked me what I was expecting. I replied that I had no idea other than it was to do with FairTrade textiles so would probably be quite 'touchy feely'.

And so it was - what a treat! A large hall full of beautiful textiles, lots of hand sanitisers, sellers eager to sell their wares having been unable to all year due to Covid-19 restrictions. We were told that normally the venue is packed out and that usually there are many excellent talks. Sadly this year, there were few 'punters' and no talks, but we came home with a bounty of beautiful Thai scarves and other crafty things to give away as Christmas presents. The adjoining community café sold excellent coffee and cakes and we were pleased to drop into conversation with a book binder from Totnes!

I'm so glad we went and will look out for it again next year. Let's hope that all the stallholders manage to stay in business.



*Liz Williams*

*devon weavers workshop*

*www.devonweaversworkshop.org*

## **TRUSTEES & COMMITTEE 2020**

*(Trustees marked with an asterisk)*

Chairman	<i>Margaret Cushen*</i>
Intermediate & Advanced Courses	<i>Jill Davies*</i>
Secretary	<i>Anne Bulleid*</i>
Treasurer	<i>Colleen Pope*</i>
Beginners Courses	<i>Jenny Rolfe*</i>
Newsletters & Website	<i>Kay Balmforth*</i>
Equipment	<i>Janet Thomas*</i>
Library	<i>Sareela Salter*</i>
	<i>Ann Holl*</i>

*(Jacqueline Jones is our Membership Secretary & Gail Bryant is our SW Area Coordinator & Health & Safety Officer)*

8 COOMBE PARK, ASHPRINGTON, TOTNES TQ9 7DY  
devonweaversworkshop@gmail.com

Registered Charity No. 1108423