

ISSUE 27

APRIL 2023

the shuttle



www.devonweaversworkshop.org

DATES for 2023/24

COURSES

For general weaving course enquiries contact
Jill Davies via the DWW website

For beginner weaver course enquiries contact
Gail Bryant via the DWW website

For beginner spinner course enquiries contact
Chris Hart or Jackie Millichap via the DWW website

*(Reserve lists are usually available when a course
is fully booked)*

NEW FROM OLD COURSE

Tutor: Riitta Sinkkonen-Davies

Saturday 22 - Monday 24 April 2023

Full members/trustees £250;
associates £285; non-members £315
(a few places available, see page 8)

BEGINNER WEAVERS - SUMMER 2023

24 - 29 June (6 consecutive days)
£300 (includes materials)

KASURI IKAT DYEING & WEAVING

Tutor - Marilyn Robert

Course 1: Fri 8 - Mon 11 September 2023
Course 2: Sat 16 - Tues 19 September 2023
Full members/trustees £325;
associates £370; non-members £410
(for more details see page 8)

BEGINNER SPINNERS

Tutors Chris Hart & Jackie Millichap

7 - 8 October 2023

Full members/trustees £75; associates £85;
non-members £95 (includes materials)

BEGINNER WEAVERS - AUTUMN 2023

14 - 19 October (6 consecutive days)
£300 (includes materials)

KROKBRAGD

Tutor - Angie Parker

Course 1: Fri 17 - Sun 19 November 2023
(now fully booked)
Full members/trustees £250;
associates £285; non-member: £315

KROKBRAGD

Tutor - Angie Parker

Course 2: Fri 19 - Sun 21 January 2024
Full members/trustees £250;
associates £285; non-member: £315
(for more details see page 8)

DOUBLE CLOTH ON A POINTED DRAFT

Tutor - Laura Thomas
20 & 21 April 2024
(for more details see page 9)

2 END COLOUR & WEAVE LENO

Tutor - Laura Thomas
14 & 15 September 2024
Details to be confirmed
(for more details see page 9)

LET'S GET TECHNICAL

Tutors Chris Hart & Jackie Millichap

2024 - details to come
Preparing fleece for spinning, & woollen
and worsted spinning



This winter the Workshop has been busy and we are delighted to see so many people making the most of it! We will soon have more space since the work needed to get Unit 9 ready for us is underway. The landlords are paying for some of the work, and we are paying for the rest.

You will notice that the spinners are planning to run structured courses for beginner's and next year will offer an intermediate course and an advanced spinning course, with an external tutor. If you have suggestions for external spinning tutors contact Jackie Millichap. For external weaving tutor suggestions contact Jane Unwin.

Sareela has been buying new spinning and weaving books for the library. Remember you can borrow books for a month, simply write down in the log what it is you have borrowed and remember to return it!

Thanks to those who have filled in the 'How Can I Help' form, we will be in touch about your offers as the year progresses. If you have not filled in a form, but do want to help, remember that every course we run, every exhibition we

DEVON Weavers WORKSHOP

attend and just maintaining the Workshop need volunteers. You can sign up to help at the Workshop or by contacting the person organising the event by email.

If you cannot help in a practical way with your time, remember to use *easyfundraising* when you are shopping on line (see page 5). If you nominate the Workshop as your charity, we get a % from the retailer at no cost to you - this is a painless way of supporting us!

Jane has been busy contacting tutors for 2024, with some new names likely! As well as co-ordinating the advanced weaver courses, Jane has been responsible for organising the delivery of beginner's weaving courses. If anyone is interested in taking on leading the beginner's course team in 2024 please chat to Jane Unwin to learn more about the role.

Margaret
DWW Chairperson

MEETINGS

COMMITTEE MEETING

Thursday 4 May 2023 at 10am

BLACKJACK 39

Wednesday 27 September at 11.00am

AGM 2023

Saturday 25 November 2023 at 12 noon

EXHIBITIONS & EVENTS

BIRDWOOD HOUSE EXHIBITION

25 November to 2 December 2023
Exhibition and sale of members' work

CONTEMPORARY CRAFT FESTIVAL

9 to 11 JUNE 2023

Children's Tent & DWW stand

NEW FROM OLD

Saturday 22 to Monday 24 April 2023

with Riitta Sinkkonen-Davies

a few spaces left - see page 8!



EXTENDING DEVON WEAVERS WORKSHOP

Sometimes it felt like it would never actually happen...but at last it has!

When our neighbour in Unit 9 popped his head round the door at the end of August 2022 to tell us he was leaving we couldn't really believe our luck. With the money so generously left to DWW by Audrey Fairbrother in 2021 we felt secure enough to seize the opportunity to expand the Workshop without the hassle and expense of having to move elsewhere.

After extensive negotiations with our landlords work finally began in mid-March 2023. Double sliding, glass doors will connect the two units and enable us to run all our courses in the new 'west wing' while weavers continue working undisturbed in the original area.

The roller door in Unit 9 is to be replaced by a large window with opening casements, the light and ventilation from which will also benefit our existing space. New library shelves, cupboards and drawers will be built in the new area freeing up space in our existing Workshop. It will also be carpeted and painted before we officially move in.

Photos: Sareela & Kay





Unit 9 - the clear-up begins



Unit 9 - work commences



Unit 9 - the wall before the hole



Unit 9 - the hole for the doors



Did you know that whenever you buy anything online – from your weekly shop to your annual holiday – you could be raising free donations for Devon Weavers Workshop with *easyfundraising*?

There are over 7,000 brands on board ready to make a donation – including eBay, Argos, John Lewis, ASOS, Booking.com and M&S – and it won't cost you a penny extra to help us raise funds.

All you need to do is.....


1. Go to https://www.easyfundraising.org.uk/causes/devon-weavers/?utm_campaign=raise-more and join for free.
2. Every time you shop online, go to *easyfundraising* first to find the site you want and start shopping.
3. After you've checked out, the brand will make a donation to Devon Weavers Workshop at no extra cost to you whatsoever!

There are no catches or hidden charges and Devon Weavers Workshop will be really grateful for your donations.

If you'd like some help or advice to set this up please contact our treasurer Jackie T. Thank you for your support!

See your favourite brands **donate to us whenever you spend with them**

Find out more



Stewarding at Exhibitions & Helping in the Childrens' Tent

Last June a notice came around to all members asking for help in the children's tent at the Contemporary Craft Festival in Bovey Tracey. When we started Devon Weavers Workshop I always enjoyed stewarding at this event as well as others, usually going several days, but never ventured into the Children's Tent. Over the years I have withdrawn from helping due to age and DWW having many more members. So I signed up for a morning session in the Children's Tent with some trepidation. Would my energy levels keep going, would I have the patience required having had no children myself?

Well surprise, surprise I had a wonderful morning and thoroughly enjoyed myself. Youngsters came and all took to weaving like a duck to water. The looms had been threaded as a point twill or rosepath pattern and lifts were written down for them to create diamonds as well twill. They quickly understood that they could produce spots or crosses in the diamonds depending on which treadling sequence they used. They were more excited to produce diamonds rather than straight or zig zag lines.

Having mastered this most wanted to experiment and produced extended twill patterns, they understood how to reverse the design from the mid point and once on the loom most did not want to leave but continued weaving for most of the session. The children left their addresses and the samples were labelled so at the end of the 3 days their samples were sent to them at their home address.

So I am looking forward to helping again this year and would recommend anyone, even some of our beginner weavers, offering to help as this proved to be a most enjoyable morning and although tired I went home feeling exhilarated.

Sue Dwyer



BEST OF BRITISH WRAP

A CELEBRATION OF BRITISH SHEEP FLEECE

The handspun, hand knitted wrap below is often displayed at events where the Totnes Spinning Group are spinning and demonstrating their skills.

I completed it a few years ago when I was exploring British sheep fleece - the characteristics of the fleece freshly shorn, how to prepare it for spinning (and the variety of ways this can be done) and how the final results can differ depending on the type of fleece and how it is spun.

The final result shows the range of natural colours that can be found in native British sheep.



Some examples of sheep fleece used;

Shetland; a fine, high crimp, relatively short staple. I used fleece that was washed then handcarded as well as bought top. This was semi-worsted spun. The result is a fluffy, soft yarn.

Welsh mule; (welsh mountain crossed with blue faced Leicester); the fibre can vary from thick and wirey to very soft with a medium crimp on the same fleece. The softer parts were washed and drum carded (picking out as much of the kemp as I could along the way) then semi-worsted spun. The result is a soft, bouncy yarn with a slight lustre.

Gotland; a long fibre with a soft wave. This was washed and gently combed before being worsted spun. The soft yarn that results fluffs up when knitted so blurring the knitted fabric.

Southdown; a fine down fleece with a high crimp. This was hand carded and woollen spun producing a very soft and bouncy yarn.

When the spinners demonstrate at events we display samples of all the different types of sheep fleece; *Fine, Medium, Cross, Lustre, Hill, Mountain and naturally coloured.*

Spinning equipment (L to R); niddy noddy, lazy kate (above), flick carder and comb (below), hand carders (above), English wool combs and diz (below).

Terminology used;

Crimp; the 'wiggle' in the fleece.

Staple; the length of the fibre on the sheep

Kemp; the guard fibres in a fleece that are thick and wirey (and make wool itch next to your skin!).

Lustre; the shine from fibre (mainly from long wools).

Hand card; using large 'brushes' to separate the fibres and produce a rolag ready for spinning. (drum carder; a mechanical form of carding larger amounts of fibre).

Woollen spinning; spinning short fibres that have been carded producing a fluffy, airy, light yarn.

Worsted spinning; spinning longer fibres that have been combed producing top. The yarn is a denser, heavier yarn with an enhanced lustre.

Lazy kate; holds the bobbins of singles whilst plying the yarn

Niddy noddy; winds plied yarn into skeins.

Jackie Millichap

COURSES AT DWV 2023-2024



RIITTA SINKKONEN-DAVIES

22 - 24 APRIL 2023

NEW FROM OLD

Create new and colourful items using fabrics from all those old clothes you have kept but would never wear again. You can weave them into a variety of items from bags and scarves to table runners and cushions as well as rugs and wall hangings.

Riitta inherited her love for weaving as well as for flax and linen from her grandmother in Finland, where she later completed a degree course in woven textiles. She has lived and worked in Pembrokeshire for 47 years running courses in her workshop and other venues.

Full members/trustees £250; associates £285; non-members £315

MARILYN ROBERT

KASURI - WARP & WEFT IKAT


COURSE 1 8 - 11 SEPTEMBER 2023

COURSE 2 16 - 19 SEPTEMBER 2023

These are 4 day courses - the first 2 devoted to understanding the patterns, preparing the warp and weft threads, and dyeing them; during the last two days participants will dress their looms and weave.

Ikat is a woven resist technique. Threads are bound according to a pattern and then dyed leaving undyed areas where there are resist ties. Ikat is classified as warp ikat, weft ikat and double ikat, depending on which set(s) of threads are bound. The primary, traditional dye used for kasuri (ikat) is indigo. This will all be discussed during the workshop.

Marilyn is a textile designer who weaves, stitches and dyes. She continues to teach workshops both in Oregon where she lives and further afield. Since 2008 she has worked exclusively with dyes derived from plants and insects. She has visited Japan and while there studied kasuri (ikat) weaving, and other weave structures.



COURSES AT DWW 2023 - 2024


ANGIE PARKER 19 - 21 JANUARY 2024

KROKBRAGD

Our Angie Parker course in November 2023 is fully booked, but it's not too late to book on Angie's January 2024 course - but hurry, places are selling fast.

Under the guidance of Krokbragd addict Angie Parker, you will learn to warp up and weave this weft-faced Scandinavian technique. Once you have the hang of the basics - exploring popular Krokbragd and double Krokbragd patterns, you will be encouraged to find your own style through play and experimentation; learn how to create your own contemporary structures and grow in confidence with your use of colour and texture.

Full members/trustees £250; associates £285;
non-member: £315



COMING TO DWW IN 2024

We have a very exciting list of tutors pencilled in for 2024, including intermediate and advanced spinning courses. Margo Selby and Laura Thomas (see below) will be back, plus Sharon Kearly and others. Details of all these courses will be announced later this year and as usual we'll let members know about them first before advertising them nationally!

LAURA THOMAS 20 & 21 APRIL 2024

DOUBLE CLOTH ON A POINTED DRAFT

This is an exciting workshop for experienced weavers already confident in designing and weaving double cloth structures on a block draft, to take their skills to the next level. You will follow a range prepared designs learning how to weave motifs such as triangles, circles, diamonds and other symmetrical motifs on a double cloth pointed draft.

LAURA THOMAS 14 & 15 SEPTEMBER 2024

2-END COLOUR & WEAVE LENO

This workshop will introduce you to the exciting possibilities of the 2-end leno weave structure with the added interest of exploring 'colour and weave'.

'Leno' is to twist warp threads around themselves as part of the weave process, allowing you to create an open, airy fabric that is still very structurally stable. This workshop will teach you how to do this as a 'loom controlled' process rather than finger manipulated.


DWW CHALLENGE 2023

Get Waffling Weavers!


Every so often we devise a weaving challenge for you all. This time it's waffle weave and, as usual, you'll have 6 months to come up with something, a sample, a towel, a bag, a scarf....in fact anything at all, woven in waffle weave or including some element of waffle weave. Threading and treadling is quite straightforward.

There's a lot to found in the DWW library on the subject - you can use 4, 6, 8 or more shafts. Jane has recently finished a lovely experiment in hand-dyed wool using waffle weave on 8 shafts on a Louet 40 (*below*) which many of you may have seen already in DWW.

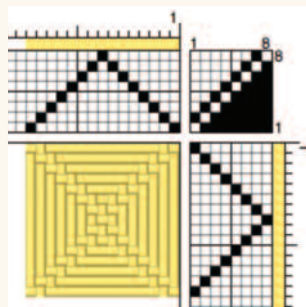
The finish date is 30 September 2023 - we look forward to having an inspiring display of waffle for our noticeboards in the west wing of our newly extended Workshop!



On the loom



After washing



8 shaft threading, tie-up & treadling


CLEANING THE WORKSHOP

Our heartfelt thanks go to those of you who have done your bit to clean the Workshop during the past year or so.

Soon the whole place will be thoroughly cleaned during our move into the Unit 9 area when we shift some of the equipment and looms, plus the whole library, into our new spacious 'west wing'.

After that we'll need your help more than ever to help keep the place clean and tidy.

The sign-up sheet on the noticeboard in DWW awaits you...



THOSE WORKSHOP WALLS...

The Workshop walls often look a bit bare and also these days we rarely get a chance to see what our amazing members are all producing. In future we plan to display small groups of members' work (changing makers every two months) to brighten up the place and make it actually look like a real workshop!

Sareela, Kay and Jane U kicked off in February/March, followed by Colleen and Sue D in April/May. We'll be approaching the rest of you for help shortly!


KUMIHIMO WORKSHOP - March 2023



Another braid workshop for members was held in DWW during March 2023 to teach the lovely craft of kumihimo using a braiding disk. This is a great mindful craft that is also portable - so, unlike weaving, you can take it with you and braid away indoors or outdoors.

We made some sample braids and some lovely bag charms using the techniques learnt. Everyone who attended enjoyed it and I suggested that when we have our new Workshop space a regular braiding group could be set up for any members who are interested. If you couldn't make it in March, but would like to have a go, I will be running another course in the summer.

Paula Williams



ACCESS FOR ASSOCIATE MEMBERS

If you are an associate member and would like to use the Workshop but need to confirm you will have access please call one of the following weavers who will be happy to help -



| | |
|------------------------|---|
| MONDAYS | Margaret Cushen 01803 840608 / 07971 392923 |
| TUESDAYS | Ann Holl 01803 847792/07598 467552 |
| WEDNESDAYS | Kay Balmforth 01647 221370 |
| THURSDAYS | Jill Davies 01803 867395/07891 970560 |
| FRIDAYS | Sareela Salter 01364 653509 / 07804 943740 |
| SATURDAYS | Chris Morey 01803 555759 / 07966 746984 |
| SUNDAYS | Janet Thomas 01548 830171 / 07592 044732 |
| RESERVE CONTACT | Anne Bulleid 01626 798870 / 07989 512585 |

WEAVING WITH LINEN



....our course with Riitta Sinkkonen-Davies in September 2022

There were two really remarkable things about this course with Riitta Sinkkonen Davies. The first was the amazing variety. Ahead of the course, Riitta provided each of us with a warp to dress and thread our looms - eleven different warps in eleven different threadings. Riitta organised the course as a 'round robin' so that each of us would have the opportunity to weave a variety of patterns using linens of different weights and colours. So many samples! from a delicate scarf-weight linen in pale blue to a sturdy green linen threaded to create a Christmas tree. Someone commented as she packed up her stack of samples that it was like leaving a party with a 'goody bag'.

Secondly, Riitta provided us with a wealth of practical and very useful information on how to handle linen – when warping and dressing the loom, while weaving, when washing the woven fabric and finally when ironing.

The following comments from course participants reveal the interest and pleasure the course generated.

Some of the linen samples produced



"The excitement started weeks before the course when we were given an enticing bag with a wound warp of linen – thick or thin, natural or coloured and a threading plan."

"Wonderful confidence building and knowledge increasing weekend with very lovely people. Riitta is the best teacher I have met!"

"Fabulous three days of learning new things about weaving – the incidental tips and tricks for warping were light bulb moments."

"So many things learnt -from the handling of the yarn to the handling of the loom. Lots of fun."

"So many new ideas."

"Did you know that you can bleach linen in the sun? I love Riitta's frugal way with yarn. She has given us many ideas and tips and the confidence to weave with the most unforgiving of yarns."

"I love linen for clothes... but weaving it is a real challenge and a skill to perfect with commitment – I will endeavour to follow Riitta's guide and teaching because she has so much knowledge and is an inspiring teacher."

And finally - "Wonderful in so many ways. Riitta shone like her linen when polished."

Mary Hildyard

AGM NOVEMBER 2022

We had a lovely AGM meeting, followed by a slap-up shared lunch and then a fascinating talk by member Chris Morey telling us about her life and travels with textiles. Delightful to see weaving friends reunited too!



Rosemary D, Janet and Erdmunda Photo: Sareela

NEW WEAVERS AT DWW


It's lovely to see our new weavers making such good use of DWW - some lovely things have come off Dorothy's Leclerc....Trina's handspun rug below is a fine example!



BIRDWOOD HOUSE EXHIBITION

It was another very successful week for DWW at Birdwood House in November 2022 - a little earlier in the year than usual for us, but sales of members' work totalled £3198.70. Many thanks to all those who gave their time to help out - a great team effort! This year Birdwood dates are 25 November to 2 December.

Photos: Bridget Kirke



Christmas Fair at Dartington 2022

We tried our luck at this event for the first time. As our stewards will tell you - the space was very small and it was very, very cold! A two and a half day event with sales of £1547.50.

devon weavers workshop

www.devonweaversworkshop.org

TRUSTEES & COMMITTEE 2023

(Trustees are marked with an asterisk)

| | |
|-------------------------------|-------------------------------|
| Chair | Margaret Cushen* |
| Secretary | Paula Williams* |
| Treasurer | Jackie Thomas* |
| Intermediate/Advanced Courses | Jill Davies* & Jane Unwin* |
| Beginners Courses | Jane Unwin* |
| Newsletters & Website | Kay Balmforth* |
| Equipment | Janet Thomas* |
| Library | Sareela Salter* |
| Spinners Representative | Chris Hart & Jackie Millichap |
| Membership Secretary | Colleen Pope* |
| | Ann Holl* |
| | Jenny Rolfe* |

*Gail Bryant deals with beginners' course administration
and is also our AGWSD South West Area Coordinator*

8 COOMBE PARK, ASHPRINGTON, TOTNES TQ9 7DY

Registered Charity No. 1108423

© Devon Weavers Workshop 2023